



Scottish
Volleyball



Scottish Volleyball Referees Commission

**Pre-season webinar
29/09/2022**

Contents

1. Introduction - John
2. Grade 4 Referee Courses – Dave
3. Grade 3 Referee Courses - Aileen
4. Grade 2 and 1 Referee Courses – John
5. Beach volleyball – Jamie
6. Scoring – Jean
7. The Appointment System / Who's The Ref – Brian
8. Rules – Dave
9. General points – Dave
10. Q&A – All
11. Close

Introductions



Dave Cormie



Brian McDougall



Sandy Steel




John Swan



Aileen Hall



Jean Bruce



Jamie Salvin

Contents

1. Introduction - John
2. Grade 4 Referee Courses – Dave
3. Grade 3 Referee Courses - Aileen
4. Grade 2 and 1 Referee Courses – John
5. Beach volleyball – Jamie
6. Scoring – Jean
7. The Appointment System / Who's The Ref – Brian
8. Rules – Dave
9. General points – Dave
10. Q&A – All
11. Close

Grade 4 - aim

The aim of the Grade IV course is to:

- Understand the official rules of the games
- Be able to complete the pre-match and post-match referee activities
- Understand the roles of the first and second referees and demonstrate these within bounce matches / sets.

Grade 4 - enables

Successful candidates will be able to officiate:

- Junior SVL matches as both first and second referee
- District league matches as both first and second referee
- SVL2 matches as both first and second referee
- SVL1 matches as second referee
- BUCS / SSS matches as both first and second referee

Grade 4 - structure

- Enrolment via SV Membership website
- Online theory part
- Practical day
- Written exam
- Confirmation of pass or requirement to re-sit any parts
- Register as referee on SV Membership website

Grade 4 – organising a course

To organise a course you need to:

- contact the Referee Commission and agree two possible dates
- book and pay for a sports hall and equipment
- arrange players to participate in practice games (sometimes this can be other candidates on the course)
- **The Referee Commission can help with:**
 - finalising the date and organising the course tutor
 - advertising
 - collate candidate details

Contents

1. Introduction - John
2. Grade 4 Referee Courses – Dave
3. Grade 3 Referee Courses - Aileen
4. Grade 2 and 1 Referee Courses – John
5. Beach volleyball – Jamie
6. Scoring – Jean
7. The Appointment System / Who's The Ref – Brian
8. Rules – Dave
9. General points – Dave
10. Q&A – All
11. Close

Grade 3 – Structure

- Enrolment and payment
- Theory part (done in own time before the practical day)
- Practical part (separate day done at a tournament or series of matches)
- Observation and de-briefing, including advice
- Confirmation of pass or requirement to complete more matches
- Final confirmation of pass
- Registration and updating of Grade within Scottish Volleyball referee career structure.



Grade 3 – Theory

- The content for the Grade 3 course is now on-line. This is to create more time on court during the practical day.
- This covers refereeing philosophy plus all aspects of the rules, and key cases which a Grade 3 referee may encounter. This includes the benchmark requirements
- Referees should understand pre-match protocols – i.e. how to start a match, conduct a match, finish a match.
- Some illustration videos may be included.



Grade 3 – The Practical day

- Ideally, the participants will have done all of the theory before the practical day.
- Participants will be expected to act as
 - 1st Referee
 - 2nd Referee
- Participants must bring their own whistle, coin, red and yellow cards!!!!

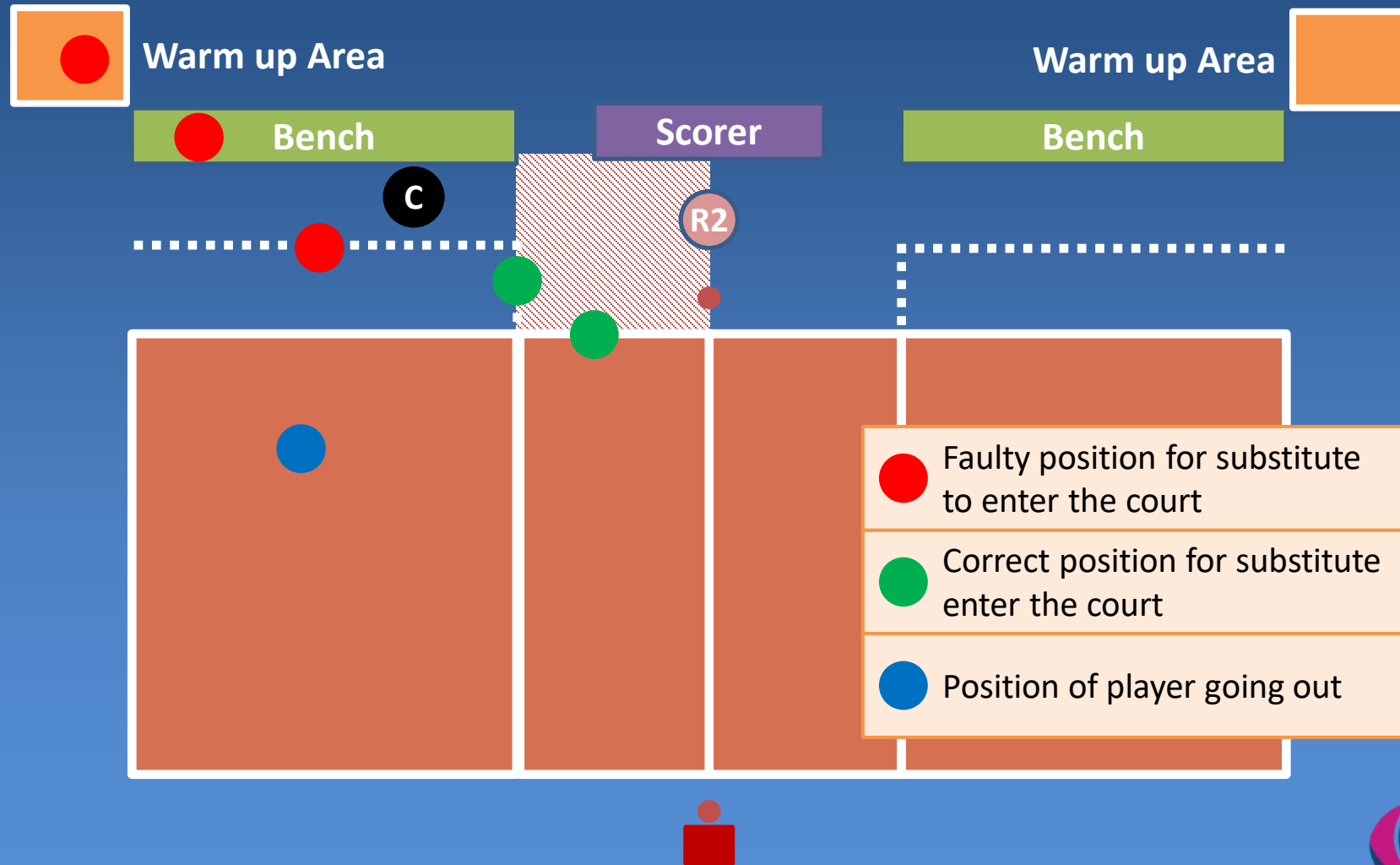


Grade 3 – Course Pass requirements

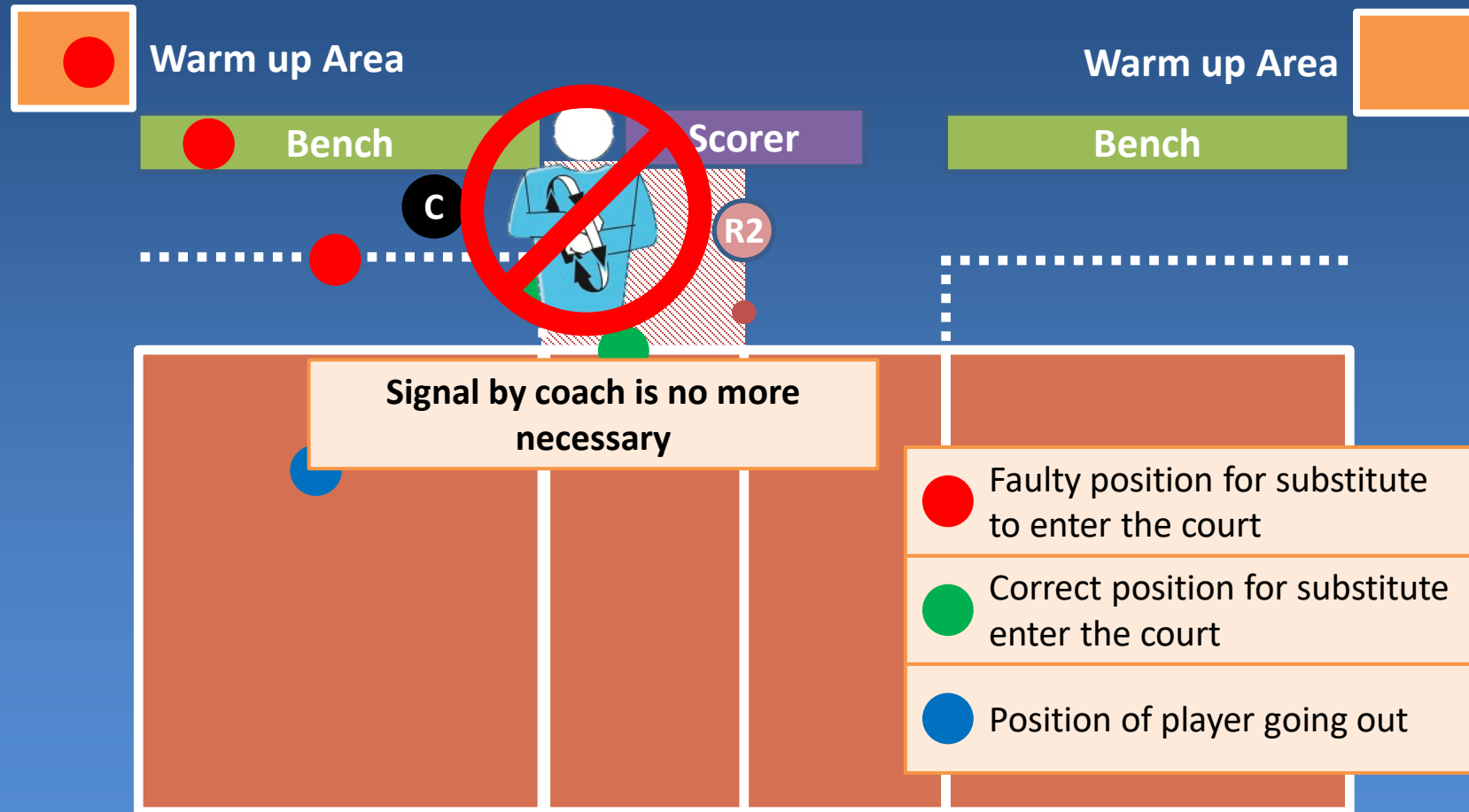
- Participants must
 - Enrol
 - Complete the theory modules
 - Complete the practical day or days
- Scottish Volleyball will send pass confirmation or the requirement to re-sit the practical.
- Participants must REGISTER as referees thereafter and upgrade their status within the system.



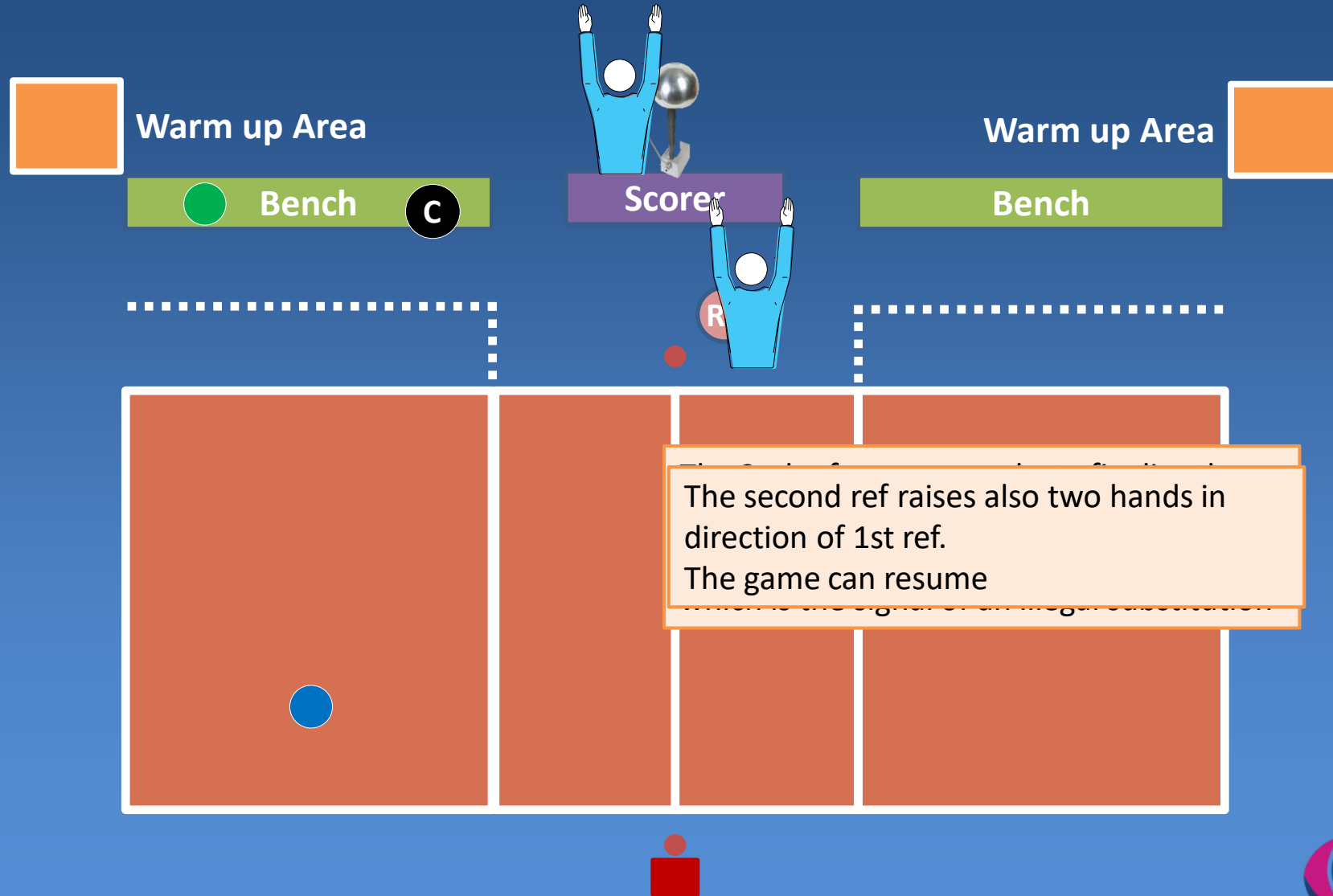
Procedure



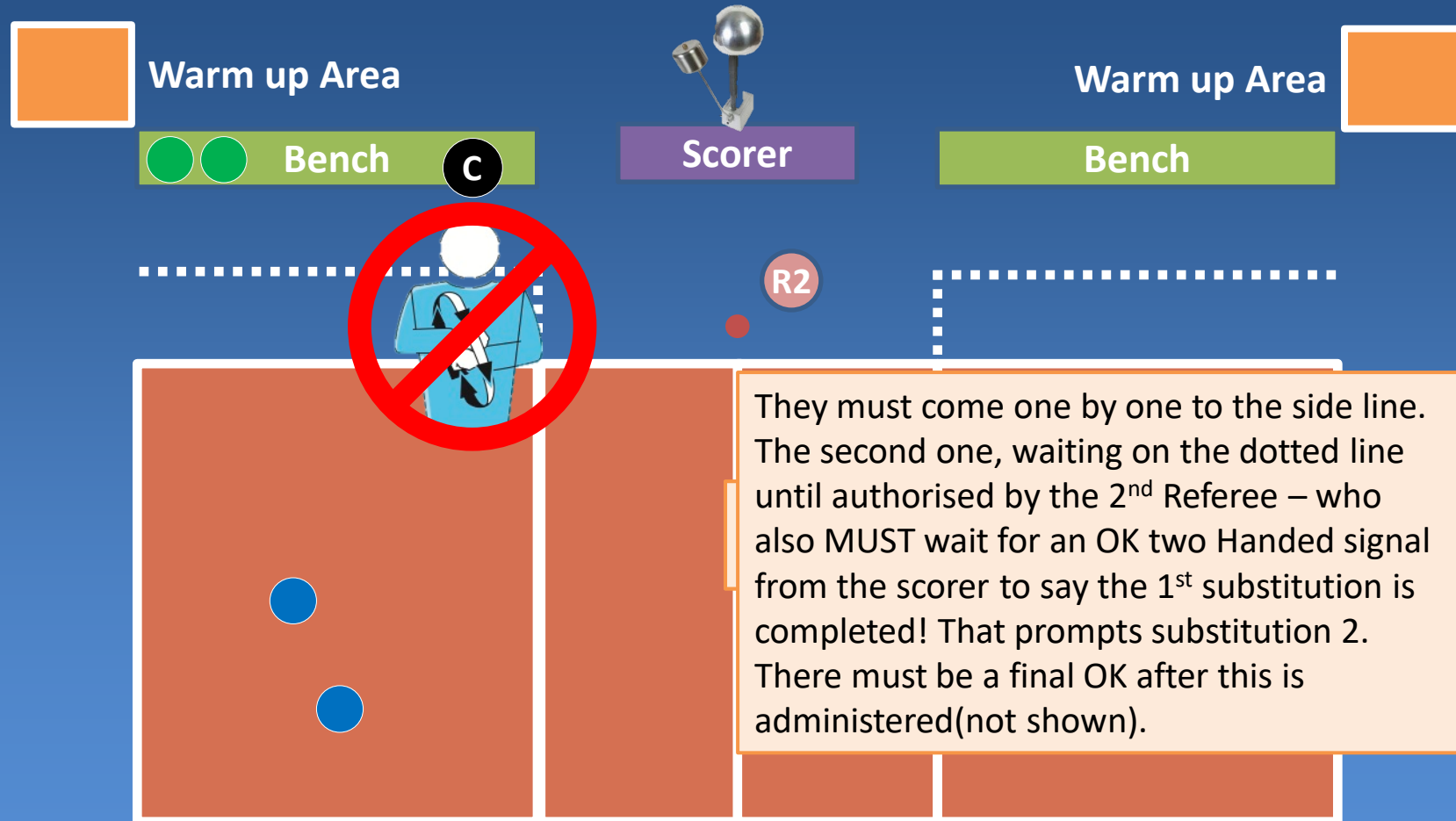
Procedure



Procedure



Procedure



Contents

1. Introduction - John
2. Grade 4 Referee Courses – Dave
3. Grade 3 Referee Courses - Aileen
4. Grade 2 and 1 Referee Courses – John
5. Beach volleyball – Jamie
6. Scoring – Jean
7. The Appointment System / Who's The Ref – Brian
8. Rules – Dave
9. General points – Dave
10. Q&A – All
11. Close

Grade 2 - Process

- Grade 2 is really the level a referee needs to act as 1st referee in Scottish Premier Division Men.
- In the past, Grade 2 referees were able to act as 2nd referee in Junior Internationals, so it should be understood that this is a high level qualification.
- Grade 3 referees for at least 1 year and have been active in relevant divisions, contacted by Referees Commission to indicate interest
- Grade 2 course to be completed using National Team Training matches or Tournaments at least Division 1 level
- Progression from Grade 3 to Grade 2 allows refereeing in Premier Divisions and access to Appointments System

Grade 2 - Content

- Although the mechanics of refereeing should have been learned already, the focus on Grade 2 is very much on the actions of a 2nd referee and not simply on the actions of the 1st referee.
- This would create the logical progression to Cup Semi Finals/Finals roles or Junior International matches.
- There is a focus on learning how to defuse situations, i.e. making them less tense.
- There will be some tuition at the start of the day, before commencement of matches, based on relevant topics, and questions that candidates may have related to rules or situations that they have encountered recently.

Grade 2 – Benchmark criteria would include – 2nd Referee

1. Net measurement before the match under 1st referee supervision,
2. Obtaining the line up sheets in good time
3. Supervising the net warm up
4. Helping to keep the playing area safe
5. Dealing with and “controlling” the scorer
6. Demonstrating knowledge of the new rules of player positions
7. Demonstrating (if needed) the rules of exceptional substitution
8. Checking line ups before and during each set, initially with line up sheet and during the match through knowledge of systems of play
9. Checking and allowing entry of Liberos
10. Preventing “hidden Libero replacements”
11. Controlling illegal attacks and blocks by back line players
12. Controlling all net contacts (not just on block side).
13. Transitioning between block and attack side of the net.

Grade 2 – Benchmark criteria would include – 1st Referee

1. Supervising Net measurement before the match by 2nd referee
2. Supporting the 2nd referee in obtaining the line up sheets in good time
3. Supervising the net warm up
4. Helping to keep the playing area safe
5. Demonstrating knowledge of the new rules of player positions
6. Demonstrating (if needed) the rules of exceptional substitution
7. Recognising front and back line players through knowledge of systems of play.
8. Checking and allowing entry of Liberos before service whistle
9. Understanding and enforcing Libero entry before service or warning the team captain if entry is after the whistle but before the service hit.
10. Controlling illegal attacks and blocks by back line players
11. Controlling completed attacks coming from overhand set by Libero in the front zone
12. Controlling all net contacts
13. Controlling reaching beyond the net usually by the setter from an overpass reception.

Grade 2 – Benchmark criteria would include – 2nd Referee

- Referees will be assessed as 1st and 2nd referee throughout the day via tutor observations.
- After each match, the referees are debriefed, and this is done through encouraging the referee to self-assess.
- Referees are scored against a series of benchmark criteria and feedback given by tutor.
- Referees encouraged to talk about how they handled certain situations that occurred during their matches.
- Confirmation of status to be agreed with Referee and Commission with flexibility of deferred position open to the Commission – in other words, where there is doubt, further observation may be able to confirm the upgrade to Grade 2
- More self-assessment would be done at Grade 1, by the way, but that really requires a top level event, and currently this is not envisaged unless a club comes forward with an invitation event.

Grade 1 - process

- Grade 2 referees for at least 2 years and been active in Appointments System contacted by Referees Commission to indicate interest.
- Grade 1 course is a 2.5 day course, to be completed at a top level event, involving Premier Division Men or International Events
- 2 days set aside for the course, plus the evening before.
- This course should be seen as a precursor to an International Referee Course within CEV.

Grade 1 - content

- Focus now is on the Referee as a Communicator.
- How to be aware of the hazards potential in every contact or player action.
- How to eliminate the possibility of these things occurring.

Grade 1 - assessment

- In order to determine the real qualities of this Referee, it is expected that the Referee will present a 10 minute paper on a topic of the Commission's choosing. This can be done on the evening prior to the practical days.
- Referees will be assessed as 1st and 2nd referee throughout the course of the weekend via tutor observations. There will be written feedback on observations.
- After each match, the referees are debriefed, and this is done through encouraging the referee to self-assess.
- Focus on self-assessment rather than information transfer.
- After the course has been completed, the Referee must be observed in at least 2 out of 4 Appointed matches. All Grade 1 Referees must referee a minimum number of games per season.
- Confirmation of status to be agreed with Referee and Commission with flexibility of deferred position open to the Commission – in other words, where there is doubt, further observation may be able to confirm the upgrade to Grade 1.

Contents

1. Introduction - John
2. Grade 4 Referee Courses – Dave
3. Grade 3 Referee Courses - Aileen
4. Grade 2 and 1 Referee Courses – John
5. Beach volleyball – Jamie
6. Scoring – Jean
7. The Appointment System / Who's The Ref – Brian
8. Rules – Dave
9. General points – Dave
10. Q&A – All
11. Close

Beach – protocols and timings

- Managing protocols, the match duration and why this is important. (time outs & between sets only one minute)
- Between the rallies (12 seconds)
- Service (5 seconds)
- Use of time delay sanctions for prolonged discussions



Beach – heat stress monitoring

- The reserve referee in any match should do this during the official warm up
- This device is used at events to measure the air temperature and humidity.
- If there are extreme low or high temperatures there can be some flexibility with court switches, players uniforms and times between the rallies.



Beach – court checks

- Sand depth
- Net height (each day)
- Lines & anchors (each day)
- Net drainage
- Free zones
- Padding, Referee stand and general safety of playing area
- All other equipment



Beach – faults of the attack hit



ILLEGAL
ATTACK
CONTACT – TIP



LEGAL ATTACK
CONTACT –
KNUCKLES

- Knuckles are OK - but not with the thumb!
- Fingers are OK - provided they are ridged and together (a typical indoor “tip” would be deemed an illegal attack)
- When playing the ball in an over hand setting action (volleying the ball) over the net the player must establish their shoulders perpendicular with the line of the ball being played **before playing the ball**



Beach – criteria for assessing catches at setting

- This is not a new rule or new criteria
- This is the reinforcement and implementation of the criteria for assessing catches at setting
- Some examples of catches would be:
 - When in the hands the ball travels down and up
 - The ball stopping in the hands
 - The setter re-directing the ball
- There are some differences from indoor in this area and referees should consider this when assessing a setting action



Beach – hard driven ball – catch or not

- During a hard driven ball, the contact can be extended momentarily overhand with fingers.
- Note: Service is not hard driven, so this does not apply to reception, no matter how hard.
- If the player can change position (make an alternative shot) the ball is not “hard driven” and should be called appropriately double or catch



Beach – hard driven ball – double allowed or not



- NO - with an overhand finger pass (set)
- YES - with any other REBOUND action: even overhead, even two handed (as long as it's on the first contact and in one motion)
- If in doubt allow play to continue. This is a critical aspect of play and to “keep the ball flying”



Beach – Interference and the centre line



- In Beach play there is no centre line so no foot fault, as such:
- However, interference is still possible below the net and around the post, if the opponent is hindered in movement or prevented from making a hit because a player has penetrated under the net.



Contents

1. Introduction - John
2. Grade 4 Referee Courses – Dave
3. Grade 3 Referee Courses - Aileen
4. Grade 2 and 1 Referee Courses – John
5. Beach volleyball – Jamie
6. Scoring – Jean
7. The Appointment System / Who's The Ref – Brian
8. Rules – Dave
9. General points – Dave
10. Q&A – All
11. Close

Score sheets – why is scoring important

- It is the only record of what is taking place
- Allows a check on the players and rotation
 - Checking line up each set
- Prevents illegal substitutions
- Ensures the sanctions scale is correct
- Keeps a track of Libero movement (if tracking sheet is used)
- Provides post match feedback to teams

Score sheets – common errors

- Header
 - Missing match information (e.g venue, match type)
- Team information section (check with coaches)
 - Missing registration numbers
 - Shirt numbers /players scored out
 - Captains not circled
- End of set points not circled or circled in wrong place

Score sheets – before the match

Name of the Competition : SCOTTISH CUP													
City	E D I N B U R G H				Country Code :	S C O		Date	1 4 1 1 1 7		Time	1 4 : 5 0	
Hall	S P O R T A N D E X C E R C I S E			Pool/Phase	F I N A L		Match N°	0 1					
Division : Men <input checked="" type="checkbox"/>		Women <input type="checkbox"/>		Category : Senior <input checked="" type="checkbox"/>		Junior <input type="checkbox"/>		Youth <input type="checkbox"/>		A	A		
										OR	OR		
										B	B		
										⊙	⊙		
										A B C	T E A M S X Y Z		
										V S			

Score sheets – before the match

TEAMS		V A 1 or B 5	
Nº	Name of the player	Nº	Name of the player
4	JAMESON J. 772	12	ARMOUR .S. 2842
10	LAURINSON R. 1333	7	BALASS A. 3252
5	LEOK W. 2626	5	GOLDFORD C. 0386
	DUNCAN K. 88	2	HAYDON T. 1572
13	JACKSON L. 2625	10	GARTL SHATTY 2844
	LEOK J. 2627	4	THOMAS M. 3251
8	OLDBURY H. 635	6	ROLD A. 1343
	ROSS J. 774		
10	MORISON J. 842		
12	PRATON I. 710		

S E T	I II III IV V VI						T	I II III IV V VI	T	S E T	I II III IV V VI						T	I II III IV V VI	T
	10 9 5 12 2 3	8 7	11 8 13 15	2 6 9 12 4 5	11 10	11 10					5 2 6 11 12 6	10 9 5 12 2 3	8 7	11 16	9 6	15 10			
1	X 1' 2' 4' 5' 6'	7' 8' 10' 11' 12' 13'	14' 15' 16' 17' 18' 19'	20' 21' 22' 23' 24' 25'	26' 27' 28' 29' 30'	31' 32' 33' 34' 35'	36' 37' 38' 39' 40'	41' 42' 43' 44' 45' 46'	47' 48' 49' 50'	1 2 3 4 5 6	7 8 9 10 11 12	13 14 15 16 17 18	19 20 21 22 23 24	25 26 27 28 29 30	31 32 33 34 35 36	37 38 39 40 41 42	43 44 45 46 47 48	49 50 51 52 53 54	55 56 57 58 59 60
2	X 1' 2' 3' 4' 5' 6'	7' 8' 9' 10' 11' 12'	13' 14' 15' 16' 17' 18'	19' 20' 21' 22' 23' 24'	25' 26' 27' 28' 29' 30'	31' 32' 33' 34' 35' 36'	37' 38' 39' 40' 41' 42'	43' 44' 45' 46' 47' 48'	49' 50' 51' 52' 53' 54'	5 8	16 22	5 8	16 22	5 8	16 22	5 8	16 22	5 8	16 22

Score sheets – before the match

Fill in the team trigrams from Competition regs

Circle captains

A or B		TEAMS		A or B	
ABC				XYZ	
N ^o	Name of the player	N ^o	Name of the player		
1	SURNAME, INIT, SV Reg	1	SURNAME, INIT, SV Reg		
2	SURNAME, INIT, SV Reg	2	SURNAME, INIT, SV Reg		
3	SURNAME, INIT, SV Reg	3	SURNAME, INIT, SV Reg		
4	SURNAME, INIT, SV Reg	4	SURNAME, INIT, SV Reg		
LIBERO PLAYERS ("L")					
11	SURNAME, INIT, SV Reg	11	SURNAME, INIT, SV Reg		
12	SURNAME, INIT, SV Reg	12	SURNAME, INIT, SV Reg		
OFFICIALS					
SURNAME, INIT, SV Reg		C	SURNAME, INIT, SV Reg		
SURNAME, INIT, SV Reg		AC¹	SURNAME, INIT, SV Reg		
SURNAME, INIT, SV Reg		AC²	SURNAME, INIT, SV Reg		
		T			
		M			
SIGNATURES					
Team Captain			Team Captain		
Coach			Coach		

Player names in ascending shirt number order (mandatory at International level). Up to 12 players.

C – Coach
AC – Asst. coach 1 and 2
T – Trainer
M – Medical (only be FIVB accredited)

Score sheets – referee responsibilities

- Check score sheet at end of game
- times
- totals

WORLD LEAGUE
 City: ROMA, Country Code: BRA, Date: 15.03.04, Time: 21:00
 Hall: PALALOTTORONA, Pool/Phase: FINL, Match N°: 73
 Division: Men, Category: Senior, Teams: BRA vs ITA

FIVB FEDERATION INTERNATIONALE DE VOLLEYBALL
INTERNATIONAL SCORESHEET

Set	Start Time	Team	Points	End Time	Points
1	21:00	ITA (A)	13	21:21	BRA (B)
2	21:23	BRA (B)	13	21:30	ITA (A)
3	22:17	ITA (A)	13	22:15	BRA (B)
4	22:17	BRA (B)	13	22:40	ITA (A)
5	22:43	BRA (B)	13	23:00	ITA (A)

RESULTS

Team	1	2	3	4	5	6	7	8	9	10	11	12
ITA (A)	0	2	1	2	1	2	1	2	1	2	1	2
BRA (B)	2	1	0	1	3	2	1	0	1	2	1	0

APPROVAL

Referee	Name	Country	Signature
1 st	SALONEN, J.	FIN	[Signature]
2 nd	HOBOR, B.	HUN	[Signature]
3 rd	BRUCE, J.	ITA	[Signature]
4 th	WILLIAMS, R.	ITA	[Signature]

LIBERO PLAYERS (L)
 10 SANTO, S. (BRA), 10 PAPI, S. (ITA)

OFFICIALS

Team Captain	Team Captain
REZENDE, B.	MONTALI, G.
TABACCHI, R.	DIAGIONI, M.
SACCHI, G.	CHIANTI, M.
DUNN, B.	MARZARA, L.

SIGNATURES

Team Captain: [Signature]
 Coach: [Signature]

REMARKS

S.V.A. RULES TEAM LINE UP SMITH, J 1234 INCLUDING COACHES/REF



Score sheets – referee responsibilities



- Contact Scottish Volleyball or Jean to organise club training either evening/zoom or on match days.

Contents

1. Introduction - John
2. Grade 4 Referee Courses – Dave
3. Grade 3 Referee Courses - Aileen
4. Grade 2 and 1 Referee Courses – John
5. Beach volleyball – Jamie
6. Scoring – Jean
7. The Appointment System / Who's The Ref – Brian
8. Rules – Dave
9. General points – Dave
10. Q&A – All
11. Close

The appointment system

- WhosTheRef
- Clubs:
 - Information sharing early
 - Who are your administrators
 - Changing details / cancelling matches
- Referees
 - Availability
 - Notes
 - Joining the system



Contents

1. Introduction - John
2. Grade 4 Referee Courses – Dave
3. Grade 3 Referee Courses - Aileen
4. Grade 2 and 1 Referee Courses – John
5. Beach volleyball – Jamie
6. Scoring – Jean
7. The Appointment System / Who's The Ref – Brian
- 8. Rules – Dave**
9. General points – Dave
10. Q&A – All
11. Close

Rules – 2022 modifications

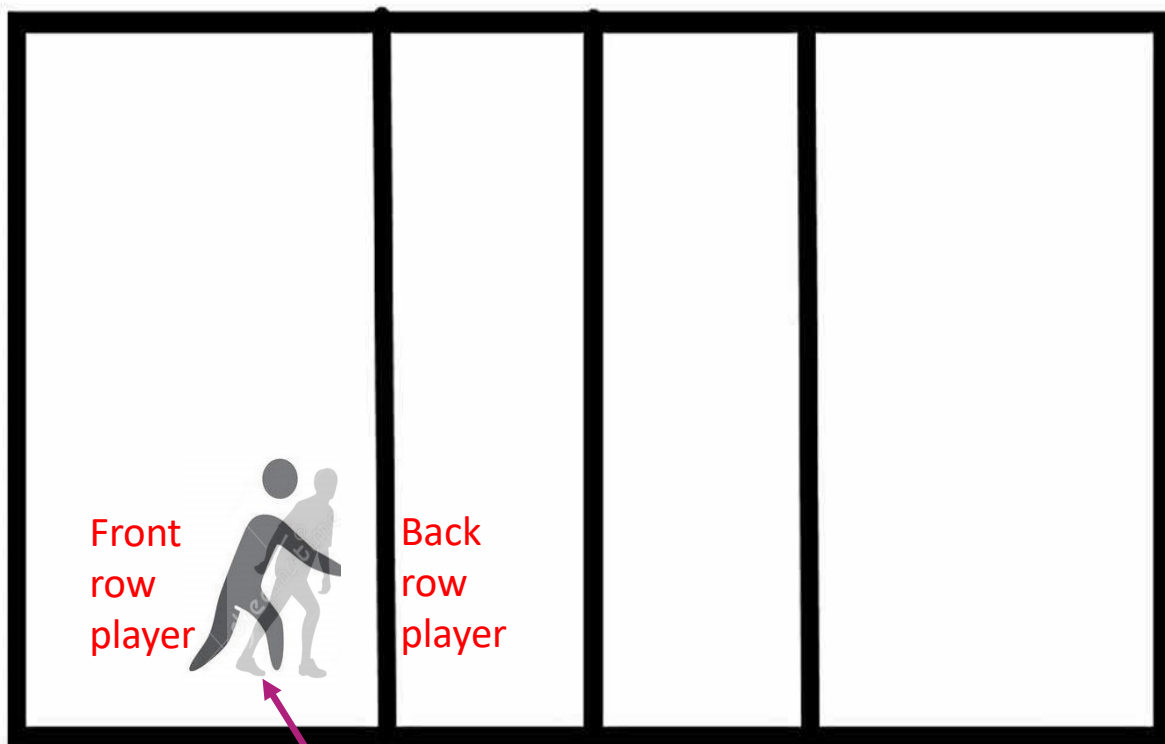
- Warm up area (rule 1.4.5)
- Penalty area (rule 1.4.6)
- Libero - team captain (4.1.2 and 5)
- Compression pads – black/white/neutral – all players the same
- Warm-up area and coach position (rule 5.2.3.4)
- Playing ball above score table (rule 9)
- Foot touching opponents court (rule 11.2.2.1)
- Screen – moving or grouped and service hit hidden and flight of ball hidden (rule 12.5.1 and 12.5.2)
- Blocking in opponents space (rule 14.3 and 14.6.1)
- Game interruptions (rule 15.2.4 – NEW)
- Exceptional substitutions – expelled / disqualified (rule 15.7 and 15.8)
- Libero tops can be different colours (rule 19.2)

Rules – new positions (rule 7.4.3)

- Why?
- The change:
 - Instead of focusing on the front player being completely in front of the corresponding back row player regarding the centre line, the emphasis changes to a focusing that back row player can be in front of the corresponding front player if he/she is at the same distance or at further distance regarding the centre line.
 - This rule is in fact, dictated for the Volleyball played currently. In other words, we adapted the rule according the game.

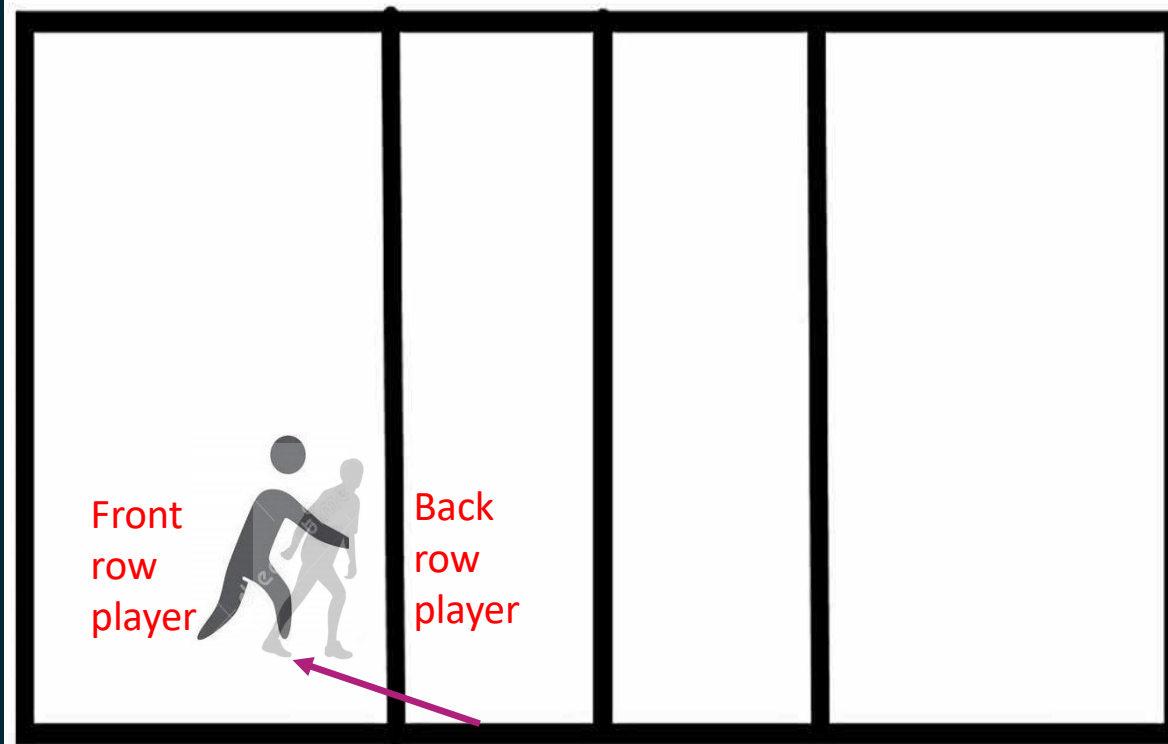
Rules – new positions

Old rule



each back-row player must be level with or have at least a part of one foot **further from the centre line** than the front foot of the corresponding front-row player

New rule



Each back-row player **must be level with** or have at least a part of one foot further from the centre line than the front foot of the corresponding front-row player

Rules

- Material to review
 - Official Volleyball Rules – 2021 to 2024
 - Rules of the Game Volleyball Casebook (2020 edition)
 - Referee Guidelines and Instructions (2020 edition)

Contents

1. Introduction - John
2. Grade 4 Referee Courses – Dave
3. Grade 3 Referee Courses - Aileen
4. Grade 2 and 1 Referee Courses – John
5. Beach volleyball – Jamie
6. Scoring – Jean
7. The Appointment System / Who's The Ref – Brian
8. Rules – Dave
9. General points – Dave
10. Q&A – All
11. Close

General points

- What do the clubs want?
 - Grade 4 – is the online theory working?
 - Grade 3 – can clubs organise tournaments?
 - Grade 2 and Grade 1?
- What do referees want?
 - More feedback?
 - More online theory sessions?
- CEV U20 Women European finals 2024



Contents

1. Introduction - John
2. Grade 4 Referee Courses – Dave
3. Grade 3 Referee Courses - Aileen
4. Grade 2 and 1 Referee Courses – John
5. Beach volleyball – Jamie
6. Scoring – Jean
7. The Appointment System / Who's The Ref – Brian
8. Rules – Dave
9. General points – Dave
10. Q&A – All
11. Close

QUESTIONS?

If you have further questions,
these can be emailed to
referee@scottishvolleyball.org



Scottish
Volleyball